

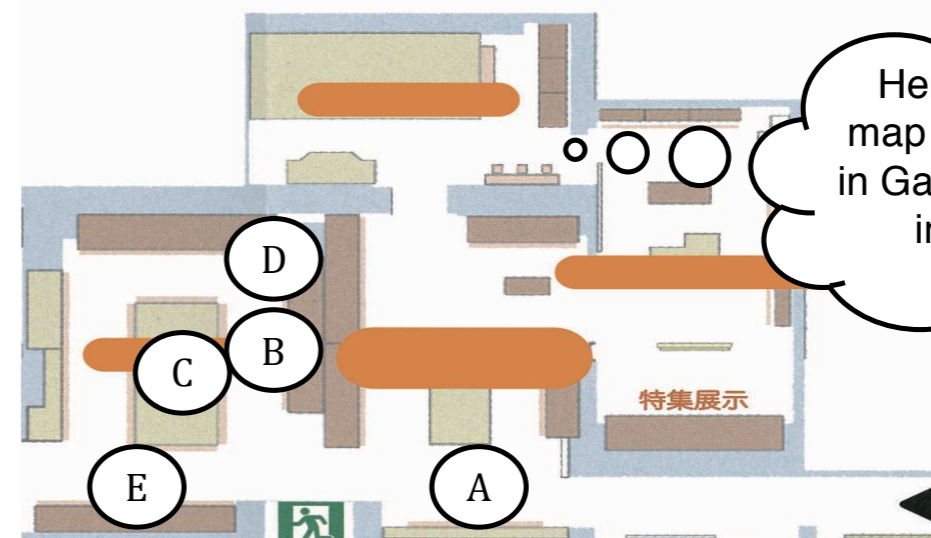
Sensōji Temple



Old Edo to Modern Tokyo

a beginner's guide to Gallery 3 sections 1&2

As you enter Gallery 3 you will have the chance to explore the Early Modern Period of Japan. You will learn about Edo, which is now Modern Day Tokyo, and the strong influence of the collapse of the Tokugawa Shogunate, or Tokugawa military government, on the development of Modern Japan. This short guide will help point out some of the interesting sections in Gallery 3 and make links to how this history has shaped modern Tokyo as we know it.



Here is a simple map of the sections in Gallery 3 explored in this guide



A Personal Tour of Sensōji Temple
A Closer Look at Sensōji Temple Grounds



D

Use the touch screen to have a "Personal Tour of Sensōji Temple"



Learn more about the entrance to Sensōji Temple, in Asakusa of Tokyo. This is today colloquially known as *Kaminarimon*, and its formal name is *Fūjinraininmon*. This is translated as 'The gate of Wind and Thunderbolt Gods', after the statues of the wind and thunderbolt gods on either side. You can visit Sensōji Temple and see the 1960 reconstruction of Kaminarimon (pictured) as well as the temple itself.

E



The traditional kimonos on display are a great opportunity to take a closer look at the fine detail and craftsmanship that go into creating these garments.

Created in 2013 by Jessica Lysenko, Chiba University JPAC short-term exchange student from the Sydney University, Australia



Edo and Edo Castle



A

Edo is the former name for Tokyo, and was changed in 1868 when the shogunate came to an end



Why not check out the layout of Edo Castle and compare it to the Imperial Palace today? This aerial shot shows the modern day Imperial Palace from a bird's eye view. It's amazing to see how the years may have passed, yet the layout has been mostly maintained.




B

National Land Image Information (Color Aerial Photographs), Ministry of Land, Infrastructure, Transport and Tourism".

Be sure not to miss this Decorative Folding Screen of Edo, which is located on your left as you enter Gallery 3. Take a closer look, can you see Mt Fuji?

C


Before looking at the larger city of Edo, you can take a closer look at Edo Castle. Edo Castle became the Imperial Palace at the beginning of the Meiji Restoration period in 1868. Today you can visit the Imperial Palace and observe how the design has been maintained. Use the touch screen to take a closer look at the Castle's design.



Edo Castle can also be seen on the Decorative Folding Screen!



This is a large display of the city of Edo. Can you make out the different people wandering the streets? If you take a closer look, you will observe the range of trade, business and leisure that Japanese undertook in the Edo period. Many of the clothing and sign styles are still around today in adapted modern versions, so be sure to keep an eye out during your time in Japan.



Take "A Closer Look at the People" here!

